

# Edge banding machines Optimat KDN 520 - KDF 530 C



# Sophisticated edges for sophisticated customers

**Optimat:**  
Hi-Tech needn't cost more

In "Optimat 2", the Homag Group presents a new generation of machines for the wood processing industry and woodworking, which are even more tailored to the requirements of our customers. All Optimat machines share the same leading edge technology, the same legendary quality and the reliability associated with the Homag Group. And since Optimat machines are produced in series, you can also reap the financial benefits.

## **Pioneering machine design**

Besides their groundbreaking technology, the Optimat KDN 520 - KDF 530 C also set new standards in machine design, guaranteeing maximum value retention over many years.




### Processing possibilities

All machines presented in this brochure are equipped with combined units, satisfying the needs of an extremely wide range of small and medium-sized companies. All 4 machines offer optimum gluing quality.



Optimat KDF 530 C



Optimat KDF 530 C

**New profile trimming technology**  
The profile trimming unit was developed specifically for the new range and represents the latest state of the art technology.

# User-friendly processing units

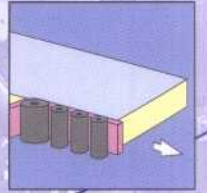


**Efficient processing units for flexible production**  
All processing units share high precision quick changeover, service-friendly design and a high safety standard

## 1. Joint trimming unit (only KDF 530 + KDF 530 C)

Two cutting motors of 2.2 kW each, 12,000 rpm, rotating direction: synchronous/ counter running. Equipped with diamond cutter heads as standard. For trimming of the workpiece edges to achieve optimal edge quality.

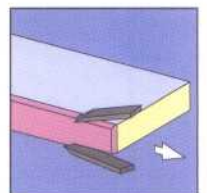

## Contact heat shoe

All machines in the KD 500 range are fitted with a contact heat shoe as standard – switched on optionally – which transfers contact heat onto the panel edge immediately before the gluing process in order to improve the bonding quality.



## PC 16 Program control

All standard models are equipped with the PC 16 comfort control, which is very simple and clear to operate. Set-up times are significantly reduced as the controls can save any number of processing programs. Operating data and plain text diagnostics are also included as standard.


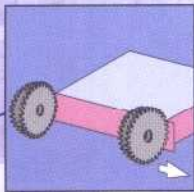





**2. Standard gluing unit**  
 Leak-proof quick-heating container.  
 Automatic edging material infeed for roll and cut-to-length material.

**3. Trimming unit, straight/bevel**  
 Two trimming motors of 0.18 kW, 12,000 rpm. Drawing cut for high accuracy, highly precise linear guides, including pneumatic adjustment for straight to bevel end trimming.

**4. Flush trimming unit**  
 Two trimming motors of 0.27 kW each, 12,000 rpm. swivelling from 0-15 degrees. Equipped with combination straight / radius cutters. Digital counters for all adjustments. One or two units are included according to machine type.

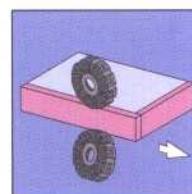
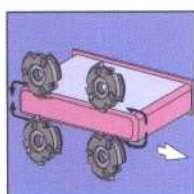


**5. Profile Scraping unit**  
 For scraping thick PVC edges. Horizontal / vertical tracing. All models are equipped with pneumatic disengagement of the scraper unit.

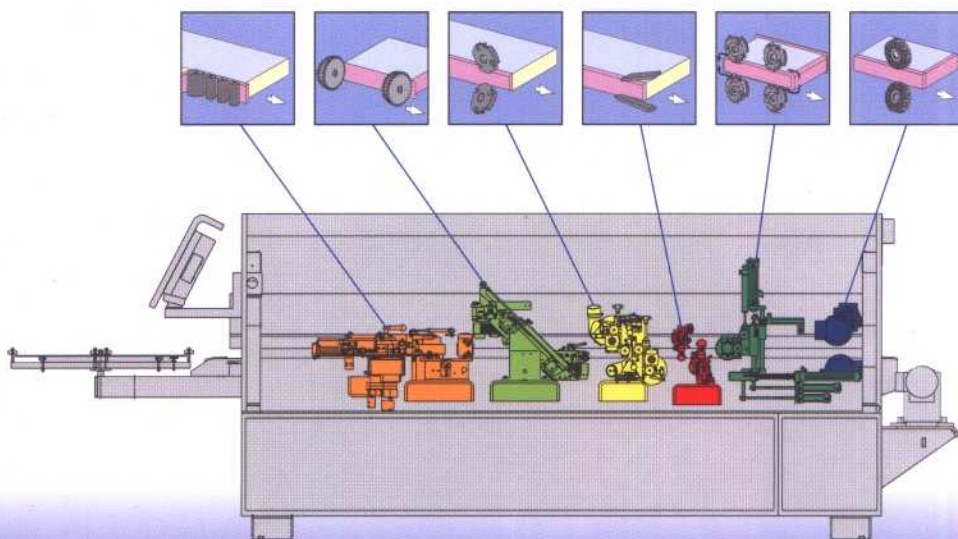
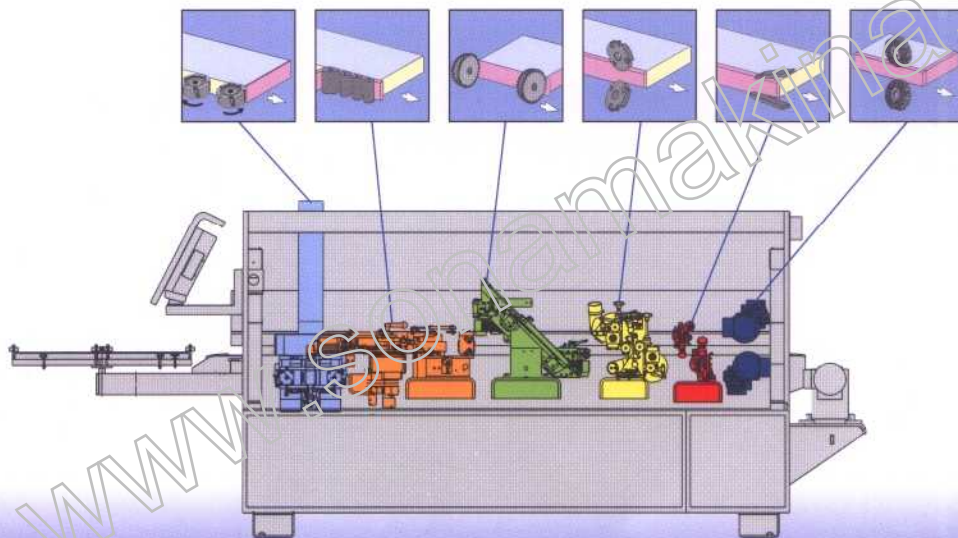
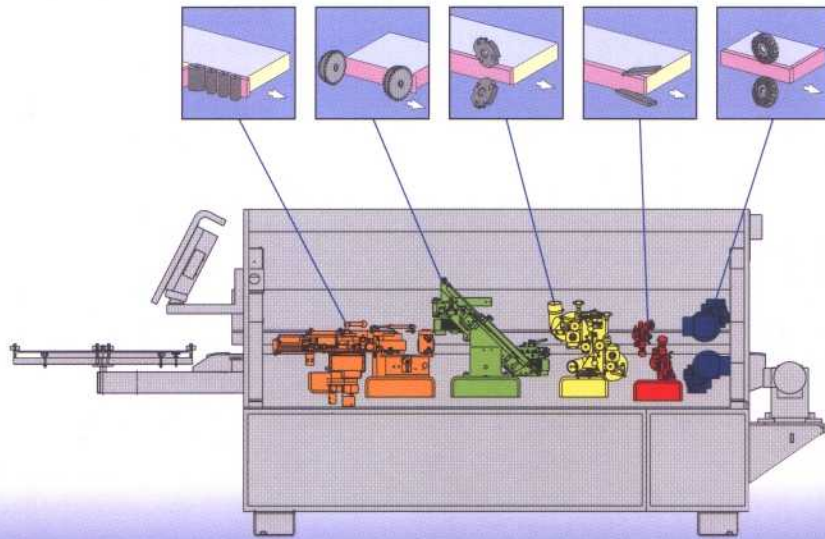


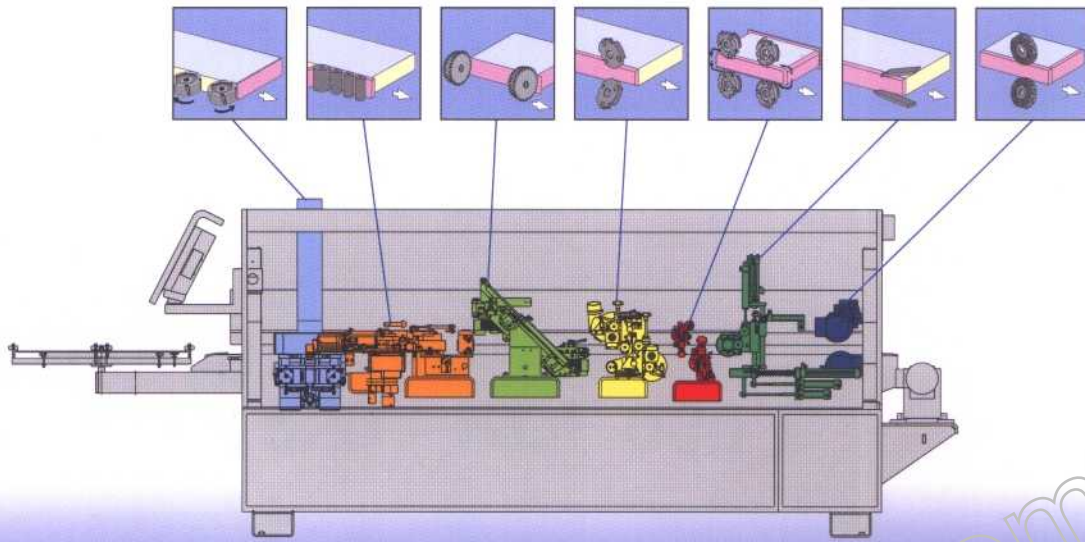
**6. Profile trimming unit**  
 For corner radiusing of thick PVC edges and profiled leading and trailing edges on post- and soft formed parts. One motor of 0.35 kW, 12,000 rpm, equipped with Diamond radius trimmers.

**7. Buffing unit**  
 For polishing of edges. Individually mounted and individually adjustable. For a perfect edging finish.



# Technical Data





Optimat  
KDF 530 C

	KDN 520	KDF 530	KDN 530 C	KDF 530 C
Machine length (mm)	4360	4860	4860	4860
Connected load (kW)	5	9,5	5,5	10
Weight (kg)	1650	1800	1700	1900
Dust outlet diameter (mm)	1x100	1x120/1x100	1x100	1x120/1x100
Feed speed (m/min)	11			
Machine dimensions WxH (mm)	900 x 1600			
Workpiece thickness (mm)	8 - 40			
Edge thickness (mm)	0,4 - 6			
Coil cut-off (mm)	max. 3,0 x 30 / 0,8 x 45			
Working height (mm)	950			
Power	400 V - 3 Ph - 50 Hz			
Air pressure requirement (bar)	6			
Noise emission (dBCA)	84/85			

All rights for technical changes withheld. Individual machine figures may include options.

## It pays to be a Brandt Customer

### Brandt is everywhere

Our extensive service, sales and support network means shorter distances for you. Brandt is never far away – no matter where you are in the world.

### Expertise

Continuous training of the sales and servicing personnel of our sales partners at the Brandt training centre guarantees optimal and expert care.





Brandt  
Kantentechnik GmbH  
Weststraße 2  
D-32657 Lemgo  
Tel. 05261/974-0  
Fax 05261/6486  
[info@brandt.de](mailto:info@brandt.de)  
<http://www.brandt.de>

